

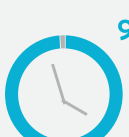

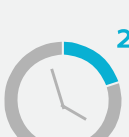



# ROI loves Requirements Management

	Challenge	Hours Saved	Work hours reduction
<b>Requirements Re-use</b>	Be able to easily access and re-use requirements and their associated verification criteria, achieving significant productivity improvements on new projects.	<div style="display: flex; justify-content: space-around;"> <div style="text-align: center;"> <span style="background-color: #e91e63; color: white; border-radius: 50%; padding: 5px;">360</span> 1st year         </div> <div style="text-align: center;"> <span style="background-color: #00bcd4; color: white; border-radius: 50%; padding: 5px;">252</span> 2nd year         </div> <div style="text-align: center;"> <span style="background-color: #4caf50; color: white; border-radius: 50%; padding: 5px;">202</span> 3rd year         </div> </div>	 <span style="font-size: 1.2em; font-weight: bold;">25%</span>
<b>Requirements Traceability</b>	To quickly identify what is "touched" by any requirements change in one document and how it impacts requirements across other associated project documents.	<div style="display: flex; justify-content: space-around;"> <div style="text-align: center;"> <span style="background-color: #e91e63; color: white; border-radius: 50%; padding: 5px;">1417</span> 1st year         </div> <div style="text-align: center;"> <span style="background-color: #00bcd4; color: white; border-radius: 50%; padding: 5px;">1012</span> 2nd year         </div> <div style="text-align: center;"> <span style="background-color: #4caf50; color: white; border-radius: 50%; padding: 5px;">810</span> 3rd year         </div> </div>	 <span style="font-size: 1.2em; font-weight: bold;">90%</span>
<b>Traceability Matrix Production</b>	To ensure compliance with standards, regulations and contracted customer requirements it is vital that traceability matrices and reports can be quickly produced at any time.	<div style="display: flex; justify-content: space-around;"> <div style="text-align: center;"> <span style="background-color: #e91e63; color: white; border-radius: 50%; padding: 5px;">1639</span> 1st year         </div> <div style="text-align: center;"> <span style="background-color: #00bcd4; color: white; border-radius: 50%; padding: 5px;">1192</span> 2nd year         </div> <div style="text-align: center;"> <span style="background-color: #4caf50; color: white; border-radius: 50%; padding: 5px;">894</span> 3rd year         </div> </div>	 <span style="font-size: 1.2em; font-weight: bold;">99%</span>
<b>Test Planning</b>	Ensuring that every requirement is measurable and testable and directly links to validation criteria, which can automatically be issued as a report, will improve quality and save time.	<div style="display: flex; justify-content: space-around;"> <div style="text-align: center;"> <span style="background-color: #e91e63; color: white; border-radius: 50%; padding: 5px;">1512</span> 1st year         </div> <div style="text-align: center;"> <span style="background-color: #00bcd4; color: white; border-radius: 50%; padding: 5px;">1080</span> 2nd year         </div> <div style="text-align: center;"> <span style="background-color: #4caf50; color: white; border-radius: 50%; padding: 5px;">864</span> 3rd year         </div> </div>	 <span style="font-size: 1.2em; font-weight: bold;">60%</span>
<b>Ad Hoc Engineering Report Production</b>	To automatically produce up-to-date and consistent information on project status and metrics, which when produced manually consumes unnecessary time and effort.	<div style="display: flex; justify-content: space-around;"> <div style="text-align: center;"> <span style="background-color: #e91e63; color: white; border-radius: 50%; padding: 5px;">252</span> 1st year         </div> <div style="text-align: center;"> <span style="background-color: #00bcd4; color: white; border-radius: 50%; padding: 5px;">180</span> 2nd year         </div> <div style="text-align: center;"> <span style="background-color: #4caf50; color: white; border-radius: 50%; padding: 5px;">144</span> 3rd year         </div> </div>	 <span style="font-size: 1.2em; font-weight: bold;">20%</span>
<b>Production of contract Deliverables and Specification documents</b>	To avoid consuming valuable engineering resource for the production of customer specification documents when this could be automated as an output from the requirements tool.	<div style="display: flex; justify-content: space-around;"> <div style="text-align: center;"> <span style="background-color: #e91e63; color: white; border-radius: 50%; padding: 5px;">1176</span> 1st year         </div> <div style="text-align: center;"> <span style="background-color: #00bcd4; color: white; border-radius: 50%; padding: 5px;">840</span> 2nd year         </div> <div style="text-align: center;"> <span style="background-color: #4caf50; color: white; border-radius: 50%; padding: 5px;">672</span> 3rd year         </div> </div>	 <span style="font-size: 1.2em; font-weight: bold;">40%</span>

